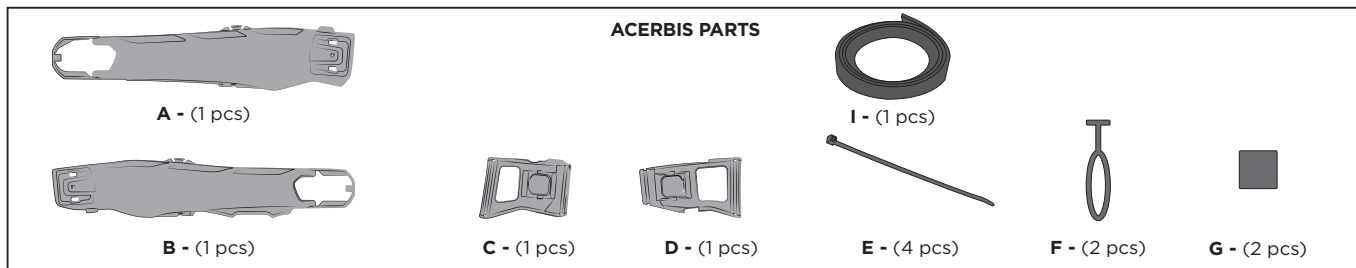


SWINGARM PROTECTIONS TEKET MAGNET KTM SXF 2023

PROTEZIONI FORCELLONI TEKET MAGNET
KTM SXF 2023

ACERBIS

COD. 500008749 REV.1 PG.1



1

Insert the plate (G) in the support (C) and insert the zip ties (E) in their dedicated spaces, as shown in figure.
Inserire la piastrina (G) nel supporto (C) e infilare le fascette (E) negli appositi spazi come indicato in figura.

2

Place the support (C) and close the zip ties (E) identifying the anchor points.
Posizionare il supporto (C) e chiudere le fascette (E) individuando i punti di ancoraggio.

3

Insert the plate (G) in the support (D) and insert the zip ties (E) in their dedicated spaces, as shown in figure.
Inserire la piastrina (G) nel supporto (D) ed inserire la fascetta (E) nell'apposito spazio, come mostrato in figura.

4

Place the support (D) identifying the anchor points, insert the zip ties (E) as shown in figure and close them.
Sollevare il guidacatena per infilare le fascette se necessario. Posizionare il supporto (D) individuando i punti di ancoraggio infilando le fascette (E) come in figura e chiuderle.

5

Insert the rubber band (F) in the dedicated space, as shown in figure on both protections.
Inserire l'elastico (F) nell'apposito spazio come mostrato in figura su entrambe le protezioni.

6

Recommended application: Cut the adhesive rubber strip (I) using the length of the various ribs as a reference and apply it to them on both covers.
Applicazione consigliata:
Tagliare la striscia di gomma adesiva (I) usando come riferimento la lunghezza delle varie nervature e applicarla su di esse su entrambe le cover.

WARNING!

Use Acerbis' products at your own risk. Check the safety of your device before you ride. Be sure that you follow the instructions for installing the Acerbis' products. Do not ride if there is missing or damaged hardware. If this is the case, take the item immediately back to your dealer. Make sure the throttle and other controls are free every time you ride. Not following these instructions and warnings could lead to interference with the controls, loss of control, and accidents. Acerbis recommends that installation must be done by a licensed mechanic and that only Acerbis' original parts are used during installation. Acerbis makes no guarantees or representations, express or implied, regarding the fitment of its product for any particular purpose. Acerbis makes no guarantees or representations, express or implied, regarding the extent to which its products protect individuals or property from injury or death or damage.

EUROPE

ACERBIS ITALIA S.P.A.
VIA SERIO, 37
24021 ALBINO (BG)
ITALY

U.S.A.

ACERBIS U.S.A. INC.
MAIL P.O. BOX 2030
SUN VALLEY, ID 83353
SHIP 110 LINDAY CIRCLE
KETCHUM, ID 83340
U.S.A.

UNITED KINGDOM

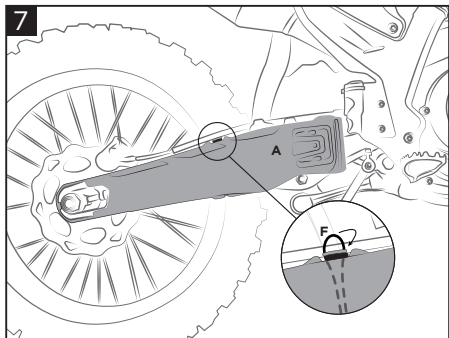
ACERBIS U.K LTD
UNIT 2 LUTON ENTERPRISE PARK
SUNDON PARK ROAD
LUTON, BEDFORDSHIRE LU3 3GU
GREAT BRITAIN

SWINGARM PROTECTIONS TEKET MAGNET KTM SXF 2023

ACERBIS

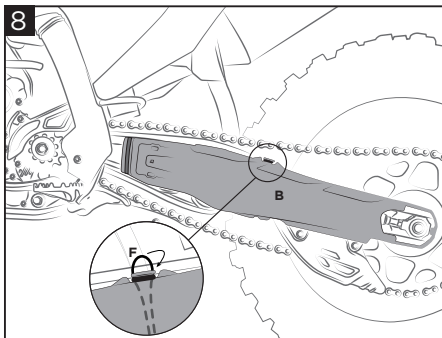
PROTEZIONI FORCELLONI TEKET MAGNET KTM SXF 2023

COD. 500008749 REV.1 PG.2



Mount the fork protection (A) framing it with the support (C) and hook the rubber band (F).

Montare la protezione forcellone (A) incastrandola con il supporto (C) e agganciare l'elastico (F).



Mount the fork protection (B) framing it with the support (D) and hook the rubber band (F).

Montare la protezione forcellone (B) incastrandola con il supporto (D), e agganciare l'elastico (F).

WARNING!

Use Acerbis' products at your own risk. Check the safety of your device before you ride. Be sure that you follow the instructions for installing the Acerbis' products. Do not ride if there is missing or damaged hardware. If this is the case, take the item immediately back to your dealer. Make sure the throttle and other controls are free every time you ride. Not following these instructions and warnings could lead to interference with the controls, loss of control, and accidents. Acerbis recommends that installation must be done by a licensed mechanic and that only Acerbis' original parts are used during installation. Acerbis makes no guarantees or representations, express or implied, regarding the fitment of its product for any particular purpose. Acerbis makes no guarantees or representations, express or implied, regarding the extent to which its products protect individuals or property from injury or death or damage.

EUROPE

ACERBIS ITALIA S.P.A.
VIA SERIO, 37
24021 ALBINO (BG)
ITALY

U.S.A.

ACERBIS U.S.A. INC.
MAIL P.O. BOX 2030
SUN VALLEY, ID 83353
SHIP 110 LINDAY CIRCLE
KETCHUM, ID 83340
U.S.A.

UNITED KINGDOM

ACERBIS U.K LTD
UNIT 2 LUTON ENTERPRISE PARK
SUNDON PARK ROAD
LUTON, BEDFORDSHIRE LU3 3GU
GREAT BRITAIN